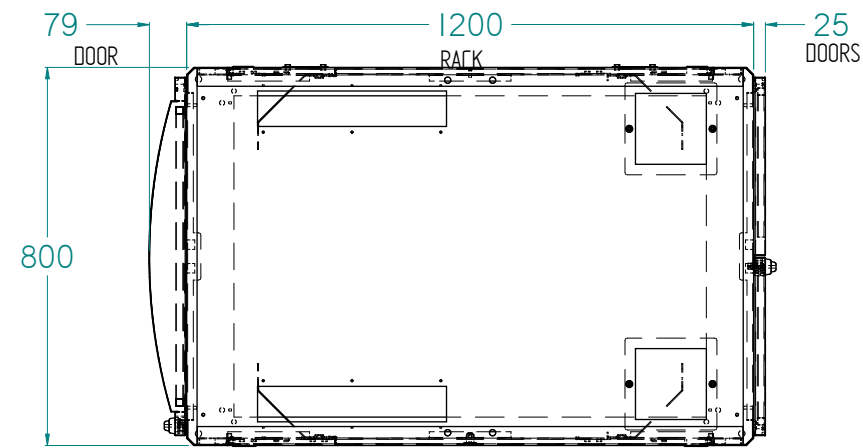


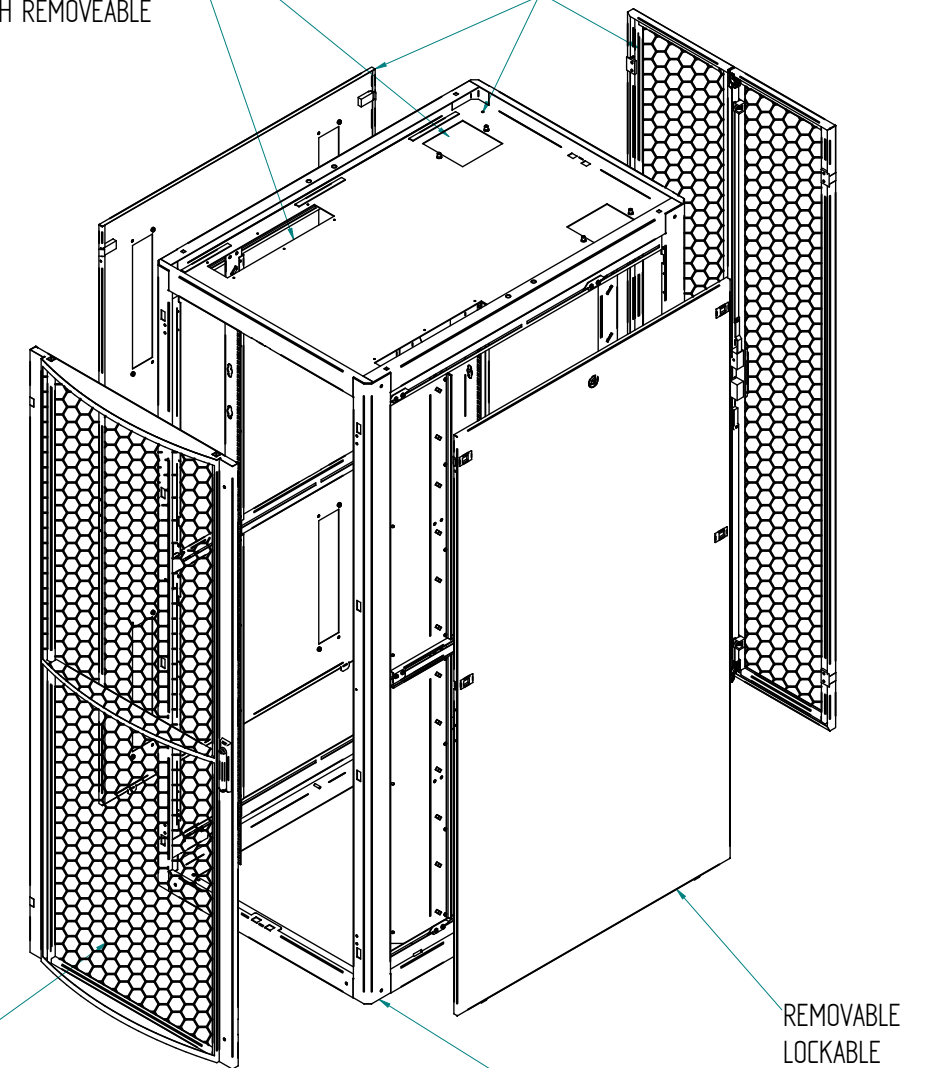
REV.	REVISION HISTORY	DATE
0	FIRST PRODUCTION RELEASE	22/12/2011



PLAN VIEW / FOOT PRINT

CUTOUTS FOR CABLE ENTRY
FRONT 450mm X 75mm
BRUSH SEALED - REAR 150
X 150 WITH REMOVEABLE
COVERS

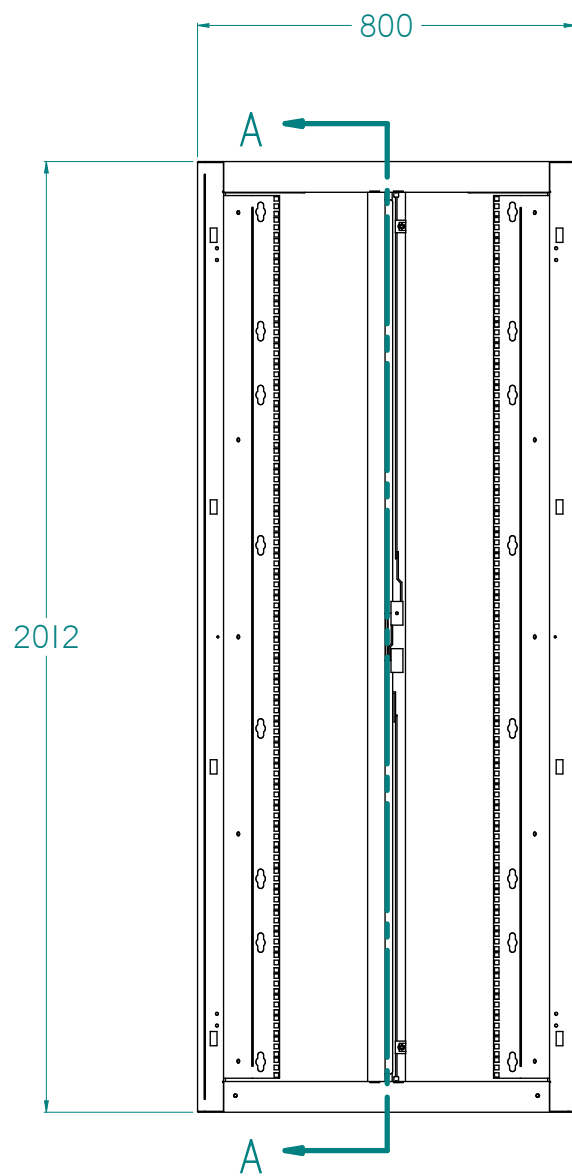
DOORS, SIDEPANELS AND ROOF
HAVE EARTH LEADS ATTACHED TO
M6 STUDS ON WELDED FRAME



FRONT DOOR PERFORATED TO 65% OPEN AREA
CURVED OUTWARDS TO INCREASE OVERALL AREA
FITTED WITH INTERNAL PIN REMOVEABLE HINGES
AND 4 POINT LOCKING WITH SWINGHANDLE

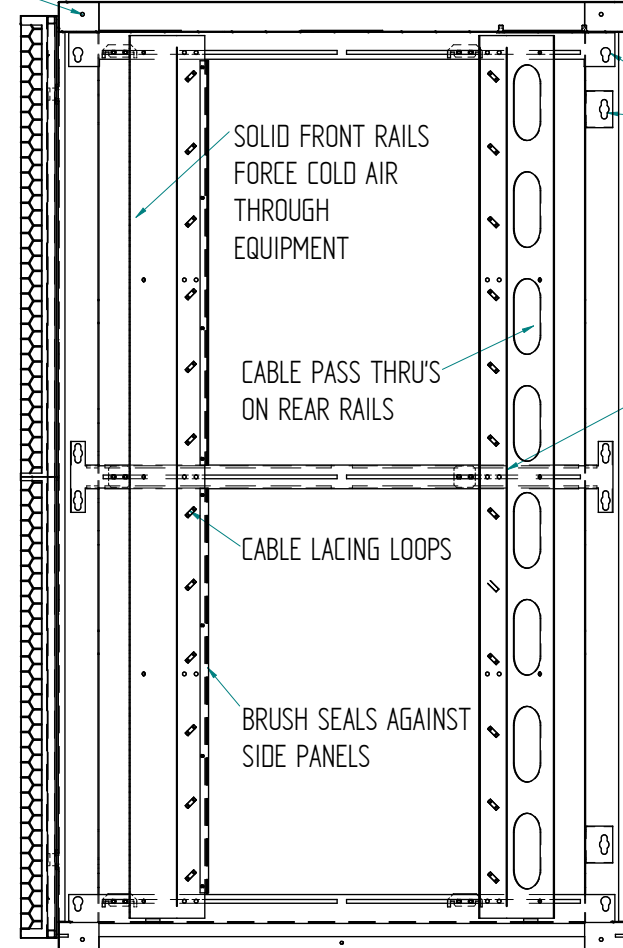
FULLY WELDED
RACK FRAME

REMOVEABLE
LOCKABLE
SIDE PANELS



FRONT VIEW DOOR REMOVED
1:16

BAYING HOLES
USE M8 BOLT,
NUTS AND
WASHERS ALL
CORNERS



SECTION A-A

SOLID FRONT RAILS
FORCE COLD AIR
THROUGH
EQUIPMENT

PROVISION FOR
TOOLESS
MOUNTING OF
POWER RAILS

CABLE PASS THRU'S
ON REAR RAILS

45 RU VERTICAL RAILS
CLEARLY LABELED IN RACK UNITS
SLIDE INTO POSITION AND FIXED
BY WING KNOBS - NO TOOLS
REQUIRED

CABLE LACING LOOPS

BRUSH SEALS AGAINST
SIDE PANELS

GENERAL RACK SPECIFICATION

MANUFACTURER	COMPUTER ROOM SOLUTIONS
FRAME	FULLY WELDED FIXED FRAME 42RU VERTICAL RAILS NUMBERED IN RACK UNITS FROM 1 AT BOTTOM
FRONT AND REAR DOORS	SINGLE PERFORATED FRONT 4 POINT LOCKING - BARN/DOUBLE DOORS REAR 3 POINT LOCKING
SIDE PANELS	END OF ROWS ONLY KEY LOCKABLE AND REMOVEABLE- INTERMEDIATE SIDE PANELS OPTIONAL EXTRA
ROOF	SOLID ROOF WITH BRUSH SEALED PASS THU'S FOR CABLE ENTRY FRONT AND REAR
POWER OUTLETS	POWER OUTLETS-TOOLESS MOUNTING OF VARIOUS PDU BY MEANS OF KEYHOLE AND SPIGOT BUTTONS
COLOUR	TO ORDER -PLEASE SPECIFY REQUIRED COLOUR IN PURCHASE REQUIREMENTS

CRS	DRAWN BY:	INITIAL	TOLERANCES TOLERANCES SET BY NUMBER OF DECIMAL PLACES. ie: 1 decimal - 0.0 = +/- 0.5mm 2 decimals - 0.00 = +/- 0.15mm ANGLES +/- 0.5 deg. ○ DENOTES CRITICAL DIMENSION	MATERIAL	FINISH SEE P/O FOR POWDERCOAT COLOUR
	CHECKED BY:	INITIAL		PROJECT	A3
FLAT PATTERN DISCLAIMER AS INDIVIDUAL MANUFACTURERS TOOLING MAY VARY WIDELY IT IS THE MANUFACTURERS RESPONSIBILITY TO DETERMINE CORRECT FLAT SIZES OR WHETHER THE SUPPLIED FLAT DIMENSIONS ARE ACCURATE.		SHEET 1 OF 1 AS 1100		DRAWING NO. CRS-3766	FILENAME: CRS-3766_42RU800X1200AF-GA_CONFIG.asm
THIS DRAWING AND ALL INFORMATION AND DESIGNS WITHIN ARE THE PROPERTY OF C R S . THE USE OF THE DESIGNS , COPYING IN WHOLE OR PART IS FORBIDDEN WITHOUT THE WRITTEN PERMISSION OF C R S . COPYRIGHTS RESERVED.				TITLE 42RU 800 X 1200 TYPICAL ASSEMBLY	REV. 0 DATE 22/12/2011